



Distributed by:

**Capital Cranes®**

Tel : +91 80 12 03 03 03

Email : [sales@capitalcranes.in](mailto:sales@capitalcranes.in)

## **General Catalogue - India**







# KITO ELECTRIC CHAIN HOIST

## KITO ER2 SERIES | 125kg to 20t (Three phase power supply)

Kito ER2 Series are key players in the Kito Electric Chain Hoists, featuring superior performance as a high quality, high performance hoist with state-of-the-art specifications. Seeking improved ease of use and work efficiency, an inverter has been provided as standard in a dual speed hoist and trolley. The dual speed inverter delivers smoother movement than ever, reducing load swing.



**ER2**  
Dual/Single Speed  
Hook Suspension Type  
125kg to 5t



**ER2M**  
Dual/Single Speed  
Motorized Trolley Type  
125kg to 5t



**ER2SG (ER2SP)**  
Dual/Single Speed  
Geared/Plain Trolley Type  
125kg to 5t



**CDER2**  
Cylinder Control Type  
Dual/Single Speed  
125kg and 250kg



## LARGE CAPACITY TYPE ER2 | 7.5t to 20t



**Large Capacity ER2**  
Hook Suspension Type  
10t to 20t



**Large Capacity ER2M**  
Motorized Trolley Type  
7.5t to 20t



**Large Capacity ER2SG**  
Geared Trolley Type  
7.5t to 20t

### Push button control original design

The push button control is designed in an ergonomic shape that is operator friendly. Seeking ease of operation and universal design, KITO's original push button control was designed and manufactured based on trial and error repeated many times, in particular, upgrading prototypes and evaluation from an end-user point of view especially with respect to unit strength.

Back lug for  
firm grip



# KITO ELECTRIC CHAIN HOIST

## KITO APPLICATION-ORIENTED MODEL SERIES

Kito's Application-oriented Model Series are designed to meet various needs, load handling works as well as environmental conditions. Kito also offers various turn-key models with specifications designed to meet the user's particular applications.



**Twin Hook  
Type TWER2M**  
250kg to 5t



**Ultra Low  
Headroom  
Type SHER2M**  
250kg to 5t



**Explosion  
-Proof  
Type RESM**  
500kg to 5t



**Food Grade Hoist  
Type ER2**  
125kg to 5t



**Type ER**  
250kg to 1t

**Type ED**  
240kg

**Climbing  
Reversible  
Type Hoists**

## KITO EQ | 125kg to 1t

KITO Electric Chain Hoist EQ maximizes the characteristics of its dual speed inverter. And we stick with the control design. Motor-frame integration has materialized an ultimate light-weight, compact size, while maintaining high functions. Equipped with OLL the electronic overload protection device and friction clutch to ensure operational safety and environmental friendliness. Designed light-weight and compact, unique-shape push button switches are easy to grab and operate.



**EQ with  
ER2 Pendant**



**EQM with  
ER2 Pendant**




**EQSP with  
ER2 Pendant**



## ED-III SERIES | 60kg to 480kg (Single phase power supply)

This series is small in size but high in output.

Pendant control and Cylinder control types are available to meet user's applications which can be run on a home-use power supply (for Single phase).



Single Phase AC120 or 240V 50/60Hz



Single/Dual Speed  
60kg to 240kg

Dual Speed Cylinder Control Type  
60kg to 240kg

Single/Dual Speed  
480kg

Mini Trolley



For H-Beam TMH25



For C-Channel TMC25

Powered Chain Hoists

## KITO AIR HOIST

## KITO TCS | TCR | TCH SERIES | 250kg to 25Ton

KITO Air Hoists reduce the burden for operators and supports improved work efficiency.

A wide lineup is available, from models offering smooth low speed operation to models with stress-free high speed operation.

There are also outstandingly portable, compact and light weight models as well as large-capacity models for handling heavy loads.



Lifting or lowering all at once!  
Ultra high speed operation in  
TCS Series  
reduces wasted time!

TCS Series (250kg to 980kg)



Speed adjustment is directly carried  
out by using the pendant valves.  
Ultra low speed is possible with this  
intuitive operation in TCR series!

TCR Series (250kg to 2Ton)



Overwhelming increase in lifting speed  
compared to our conventional models.  
Achieved the world's highest lifting speed  
in the same air hoist capacity band.  
Overload limiter is equipped as a standard.

TCH Series (3Ton, 6Ton & 25Ton)

### Method Of Operation



Cord



Pendant

Accessories

## RADIO REMOTE CONTROL

Radio remote control eliminates the cables and gives you wireless control of the hoist.

This system is ideal for workstations with limited space for moving around.

### Key Features:

Compact size; easy to install

Rubber cover on Transmitter protects from accidental shocks

Emergency stop button is provided as standard


Auto power-off option is available for intervals of 3, 6 & 9 minutes



## KITO WIRE ROPE HOIST

### KITO RY SERIES | 3T, 5T & 10T (Three phase power supply)

RY series wire rope hoists comprise of best-in-class build quality and features equipped for best lifting experience.



#### Key Features:

- Inverter is provided as a standard supply
- Independent wire rope core for 5t and above
- Full 360° rope guide
- Rope drum with black oxide coating and greasing provides corrosion protection
- Externally adjustable upper/lower limit switch

#### Options:

- 3Ton & 5Ton (Standard Flange): 176 to 350mm
- 3Ton & 5Ton (Wider Flange): 351 to 500mm

- 10Ton (Standard Flange): 150 to 350mm



- 10Ton (Wider Flange): 351 to 500mm

### Double Girder Model



#### Key Features:

- Inverter hoist minimizes swing, adjustable speeds, smooth operation
- 10 ton capacity
- Headroom is 800mm
- Side roller system prevents wheel and rail wear
- Rubber trolley buffers provides protection from collisions



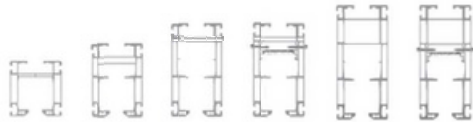


## KITO LIGHT CRANE

KITO Erikkila is an over 100 years old manufacturer of ergonomic light crane systems, Having expertise in producing steel and aluminium light profile tracks and its accessories. Thanks to the self-centering push trolley, load swinging is minimized. KITO light crane system has the best weight-stiffness-ratio in the world: light own weight and maximal suspension distances. The closed profile construction protects against dust exposure. All connections are bolt connections which make the system easy to install and design according to customers' needs.

### ALUMINIUM PROFILES LOADING UP TO 1000KG

Aluminium profiles are made of high quality anodised aluminium. Aluminium profiles are characterised by their intelligent profile geometry: unique ID stripes help to identify and install the profiles.



P 180 | 4/180R | 5/220 | 5/220R



Internal Conductor Rails (ICR). can be provided for customer-specific applications. This solution frees the operator from troublesome cabling, and also reduces the cross rail dead space.



The combination of KITO Aluminium Light Crane System and KITO EQ series Electric Chain Hoist is a perfect match with smooth operation with inverter technology

- Aluminum profile is lighter in weight, and the running resistance is less compared to steel profiles. This enables the operator a comfortable lifting experience in any kind of light material handling needs.
- Below mentioned models and tailored solutions are available on request  
Low Headroom Raised Systems, Steel Light Crane Systems, Jib Cranes, Telescope, Curve Rail, Track, Turntable

## Standard Lineup



### Single Girder



### Double Girder



## KITO PORTABLE CRANE

Portable crane is a crane that moves with you. Built for a dynamic workspace which requires the crane & hoist setup to move to different places with ease.



### Key Features:

Aluminium profile and EQ hoist combination achieves smooth operation  
Additional structure not required  
Light weight; easily moveable  
Castor is provided with built-in lock

### Ideal to be used with below mentioned hoists

1. KITO EQ series Electric Chain Hoists
2. KITO EDIII series Electric Chain Hoists
3. KITO CX series Chain Pulley Blocks

## Cranes

## KITO JIB CRANE

### Pillar Type

The pillar type jib crane is a stand - alone type equipped with a rotating jib system, which can be installed in any place, whether inside or outside of a building, by conducting simple foundation work.

### Wall Type

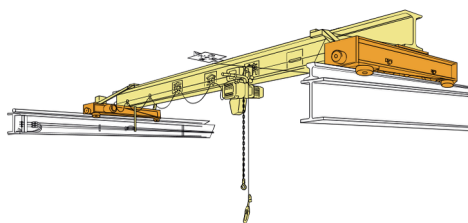
The wall type jib crane is a wall - mount type equipped with a rotating jib system which can be installed on a wall or a pillar of a building. The I-Beam can rotate 180 degrees.



Available capacities: 250KG, 500KG & 1Ton & Available span: 3 Metres & 4 Metres



## END CARRIAGE FOR SINGLE GIRDER OVERHEAD CRANES

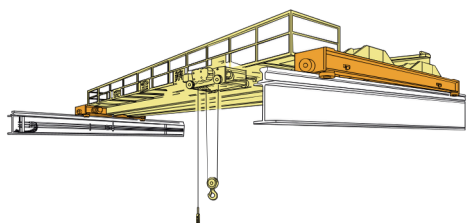


The single girder overhead crane can be installed on traveling rails on the brackets of building pillars.

This type of crane has a relatively larger capacity and can utilize space below ceiling rafters, and so a wider lifting range is assured.



## END CARRIAGE FOR DOUBLE GIRDER OVERHEAD CRANES

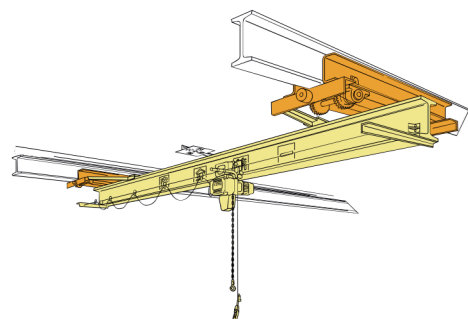


The double girder overhead crane can be installed on traveling rails on the brackets of building pillars.

The double rail type trolley runs along parallel girders suitable for larger capacity cranes, and also can utilize space below ceiling rafters, and so a wider lifting range assured.



## END CARRIAGE FOR SINGLE GIRDER LOW-HEAD CRANES



The low-head crane is suspended from the traveling rail (I-beam) which is fixed to the ceiling rafters of the building. Because the traveling rail location and span can be freely chosen, the crane can be designed to suit production line processes. The detaching design for the track wheel and its axle reduces installation and maintenance time.



## KITO BUSBAR

Easy-to-use Simple-design KITO Busbar



### Key Features:

**Light-weight, Tough Busbar-** The cell-shaped cross-section structure of the casing of the KITO Busbar helps secure high rigidity.

**Secure, Simple Busbar Joint with No Torque Management-** Our original special-purpose connection bolt is used for the joint of the KITO Busbar, allowing easy installation of the Busbar by a firm tightening torque even if no torque wrench is used.

**Innovation is also aesthetic-** Elegant lines, harmonious colours, and coordinated elements result in a product which is both dynamic and smart, all combining to make this Busbar an aesthetically successful innovation.

**Security and reliability of users-** Busbar stands out for its hard-wearing qualities and ease of maintenance, thanks to the use of tool free fitting of accessories. Protection lips for under the surface for dust-proof operation and curved path operation can also be provided.

## CRANE CONTROL PANEL



A control panel consisting of an inverter is essential for smooth operation of a setup of crane and electric chain hoist. Smoother ergonomics can be attained if the electric chain hoist or wire rope hoist is equipped with inverter too. The load swaying is brought to zero and many unnecessary accidents can be avoided if the hoist is given a smooth start and a smooth stop. This control box includes various equipment like MCCB, Main Line Cut Contactor, Transformer, Brake Contactor, Inverter, Inverter Brake Resistor and Terminals.

## CABLE TROLLEYS

### T-TYPE CABLE TROLLEY



CK 101

CK 102

Guide rollers on either sides and in the bottom makes cable trolleys smoother for operating compared to regular cable trolleys.

### WIRE TYPE CABLE TROLLEY



Simple cable trolley with messenger wire.



# KITO MANUAL CHAIN HOIST

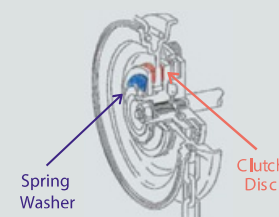
## KITO MIGHTY CB SERIES | MODEL M3 500kg to 50t

- Extraordinarily compact, light, and easy to use.
- Excellent workability thanks to maximum mechanical efficiency, requiring the least manual force.
- Excellent durability because of the top-grade load chain (rupture stress: 1000N/mm<sup>2</sup> or higher).



### KITO CHAIN PULLEY BLOCK WITH OLL 500kg to 50t

The hoist overload limiter protects the hoist mechanism from damage due to overloading. When an overload is applied to the hoist, the overload limiter actuates to stop lifting.




### CB-ATEX up to 3t



**Ex-protected**  
Ex II 2G c IIB T4  
Ex II 2D c 135 °C

- >Allows the operation in potentially explosive atmosphere  
Conforms to ATEX Directive 94/9/EC
- >Increased safety for temperature limit range  
Maximum equipment temperature 135 °C
- >Safe operation in potentially explosive atmosphere  
Protected against explosive gases, vapors and dust



## KITO MANUAL TROLLEY | MODEL TS 500kg to 5T

- Wheels are specially machined and heat-treated for exceptional durability.
- Extra-light structure is achieved due to strict design conditions.
- Protective bumpers protect the wheels in case the trolley collides with the stoppers at the ends of the rail or collides with another trolley.
- Trolleys can be installed on either I-beam or H-beam rails.
- Specially designed for smooth running ; the rail width can be adjusted easily.
- All four wheels feature high-grade closed ball bearings that do not require lubrication.

Plain Trolley



500kg to 3t



5t

Geared Trolley



1t to 3t



5t

Applied Technology Type Product

## KITO LOW HEADROOM TYPE | MODEL SHB 1t to 20t

The Kito Low Headroom Type Manual chain hoist is designed with an ultra-small dead space compared to standard models. The chain hoist, designed with all the beneficial design specifications of Kito MIGHTY, provides high ease-of-use, quality, and performance.



Specially Designed for Mining & Offshore Business

### KITO MINING & OFFSHORE M3CB

500kg to 20t

#### Special Features

- Forged Safety Latches
- Sealed Bearings
- Double Brake Pawls
- Domu Nuts



## KITO CX | 250kg to 1ton

Compact, Light weight and Simple design!  
Integral aluminum body and lightweight of only 2.4kg.  
High portability to carry everywhere.  
Easy and smooth operation with small hand-pull force.  
Wide internal diameter of hooks expands the range of applications.

Equipped with  
**OVERLOAD LIMITER**




# KITO LEVER HOIST

## KITO LB SERIES | MODEL L5 0.8t to 9t


Kito's innovative technology makes this new model smaller and lighter than ever before.

It's easy to carry and store, and the LEVER BLOCK™ is much easier to use, even in narrow working spaces.

- Kito's original free chain adjusting mechanism greatly improves the working efficiency.
- The grade 100 (1000N/mm<sup>2</sup>) chain features an unbeatable combination of toughness and resistance to corrosion.
- The LEVER BLOCKS™ are made by Kito's reliable design which is superior to world standards.





## KITO CLIP | Accessory (750kg, 1.5ton & 3ton)



- Kito Clips are special fixtures for wire rope. They are developed for applications where ropes are used with lever hoists or chain hoists.
- Clips can be used in any desired position on a wire rope.
- Inserting a wire rope in a clip and pulling the clip makes it grip the wire firmly.
- The original groove design protects the wire surface.
- Their combined use with a lever hoist improves efficiency and economy.

### Optional hook for special tip-loading applications



Shape is cut out with special tip so it can hook on to the edge of steel plate making it suitable for certain shipbuilding or plate working applications. (Not suitable for general load holding, taking-up, or lifting applications – use standard hook instead).

### The lever slips! Prevents the hoist from excessive overload lifting.

Equipped with  
**OVERLOAD LIMITER**

Easy Operation with a compact, low headroom design.



In the event of excessive overload lifting, the overload limiter is activated and the lever slips. It is a device to improve operator's safety and hoist's durability.

## KITO LX SERIES | 250kg/500kg

Kito LEVER BLOCK™ LX series is available in two capacities: 250kg and 500kg. Extremely compact & light, these LX series hoists are suitable for work in tight quarters or elevated locations where fastening, fixing, or positioning of light load is required.



Load fastening   Tension   Lifting/lowering   Anchoring   Positioning   Distortion correction   Alignment of structures   Other load handling



## GUNNEBO INDUSTRIES CHAIN SLINGS

- Gunnebo Industries is a global leader in the lifting and material handling industries, known for its innovative solutions like chains, lifting components, shackles, and lashing products.
- The brand is recognized for premium quality products that provide outstanding safety and have become today's industry standard.
- Gunnebo Industries manufactures chains, lifting components, and shackles in Sweden and Norway, exceeding safety standards.
- Their production process is unique, with all products being traceable back to the source of raw materials.
- Every chain link and lifting component is proof loaded to at least two times the working load limit and inspected by expert personnel.

### GRABIQ COMPONENTS: INNOVATIVE DESIGNS THAT COMBINE SEVERAL CLEVER FUNCTIONS IN ONE COMPONENT.



C-grab Duo, CGD



Master Grab, MG



Master Grab, MGD



Chain Slings

### WIDE RANGE OF VARIATIONS ALLOW SELECTION OF THE OPTIMUM COMBINATION FOR ANY APPLICATION



Chain



Master Links

Master Grab  
MG GrabIQCoupling  
Link GFoundry Hook  
OKESling Hook  
EGKNSling Hook  
EKN (With Latch)Safety Hook  
GBKSafety Hook  
BKBow Shackle  
No. 854Bow Shackle  
No. 855Dee Shackle  
No. 834Super Shackle  
No. 858

## GUNNEBO INDUSTRIES LIFTING POINTS

### FLEXIBLY MOVING LIFTING POINTS IN THE LOADING DIRECTION! REALIZING SMOOTH WORK

- We offer a wide range of lifting points that will fit most lifting and lashing applications. In our lifting point family you will find a full system, from master link to lifting point.
- Choosing the right lifting point for your operation can be tricky, most lifting points can be used for a lot of purposes.

De-Centered Lifting Point  
DLPBall-Bearing Lifting Point  
BLPRotating Eye Lifting Point  
RELPRotating Lifting Point  
RLP

## KITO POLYESTER SLING

### KITO POLYESTER SLING | 500kg to 10t

The Kito Polyester Slings support a wide range of load handling operations, and offer exceptional strength to hold loads firmly yet with good flexibility to protect the load from damage.

Users can select the most appropriate type for various loads; the Belt Sling BSH/BSL type for a wide range of applications, the Round Sling RE type which is an endless type with a flexible rope-like shape, and Eight Sling EE type featuring a special dual structure with eyes at both ends.



BSH type 0.8t to 3.2t | BSL type 3.2t to 10t



Round Sling RE Type 1t to 10t




Eight Sling EE Type 500kg to 5t

#### With Limit sign for easy identification of discard limit.


The red core wadding is woven into the belt.

The time when the core wadding comes into view due to damage is discard limit.



#### Criteria of limit sign for replacement


(Right pictures show the state of damages on a brand-new sling. Residual strength is 85% or over.)



### Permanent Lifting Magnets

## KITO SUPER MAG

- KRD series is capable of lifting both flat and round steel.
- Easy operation of the switch lever can attach and release a load.
- Permanent magnets are free from a power supply failure.
- Original magnet structure of Super Mag is patented (patent no. 3396466)



#### Flat/Round steel type

KRD series

Flat Steel 60KG to 1.2Ton

Round Steel 80KG to 1.6Ton

### Load Monitoring Systems

## STRAIGHTPOINT LOADCELLS

Real-time load monitoring is crucial when handling heavy loads, as users may sometimes exceed the rated capacity, leading to potential accidents. This is where Crosby | Straightpoint devices play a vital role. With Bluetooth connectivity, users can effortlessly monitor loads in real time through iOS and Android applications. Now, let's explore our offerings in the Load Monitoring Systems category.



Radiolink Plus



Loadsafe Compression Loadcell



Wireless Load Shackles







Notes :

Distributed by:

# KITO

SHINJUKU NS Bldg. 9F, 2-4-1 Nishi-Shinjuku, Shinjuku-ku, Tokyo 163-0809 JAPAN  
TEL: +81-3-5908-0180 FAX: +81-3-5908-0189  
E-mail: [overseas@kito.co.jp](mailto:overseas@kito.co.jp) [www.kito.co.jp](http://www.kito.co.jp) KITO Global Website: [Kito.com](http://Kito.com)

INDIA

KITO INDIA Pvt Ltd, Sy No. 118/2, 80 Feet Road, Jakkur Post, Yelahanka Hobli, Bangalore – 560064  
Ph: +91 8951773152  
Website: [www.kito.co.in](http://www.kito.co.in)

## Capital Cranes®

Tel : +91 80 12 03 03 03  
Email : [sales@capitalcranes.in](mailto:sales@capitalcranes.in)  
Website : [www.capitalcranes.in](http://www.capitalcranes.in)

• The function and performance of the products mentioned in the catalog have been designed based on the related regulations and standards. If they are used for other than their intended purposes such as being integrated into your equipment, we will not take any responsibility for accidents attributable to their unintended usages as well as guarantee their performance and functions. Never remodel our products. • When you want to use our products for special purposes, consult us in advance. • When you want to export our products, consult us in advance. There are different standards and regulations from one destination to another. • It is prohibited to reprint, copy or divert all the information in this catalog (product patents, trademarks, photos, designs, copies, illustrations, etc.) without our consent. • The specifications in this catalog are partly subject to change without prior notice. • Product specifications may vary depending on the country. For more details please contact the nearest KITO dealer.